

MC4-Evo 2 In-Line-Fuse MC4-Evo 2 Y-Splitter

Solarline | Solutions for renewable energy

EN



DC INTERCONNECTION SOLUTIONS

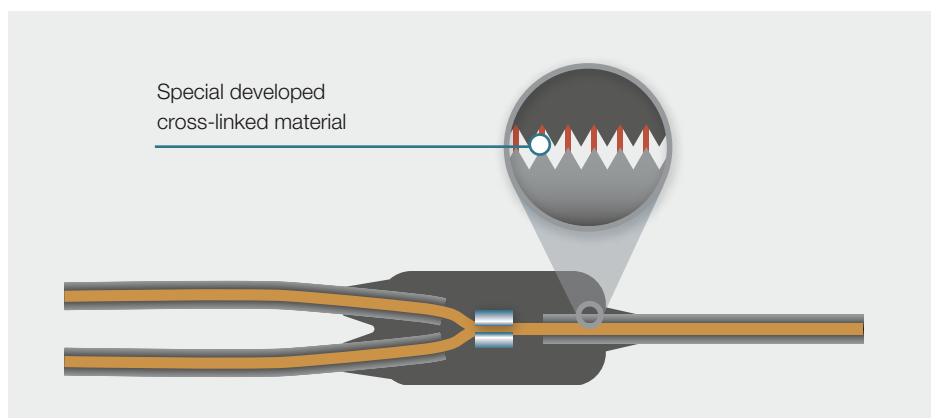
Best-in-class eBoS components for your PV system

Our DC cabling system offers first-class quality and outstanding functionalities.

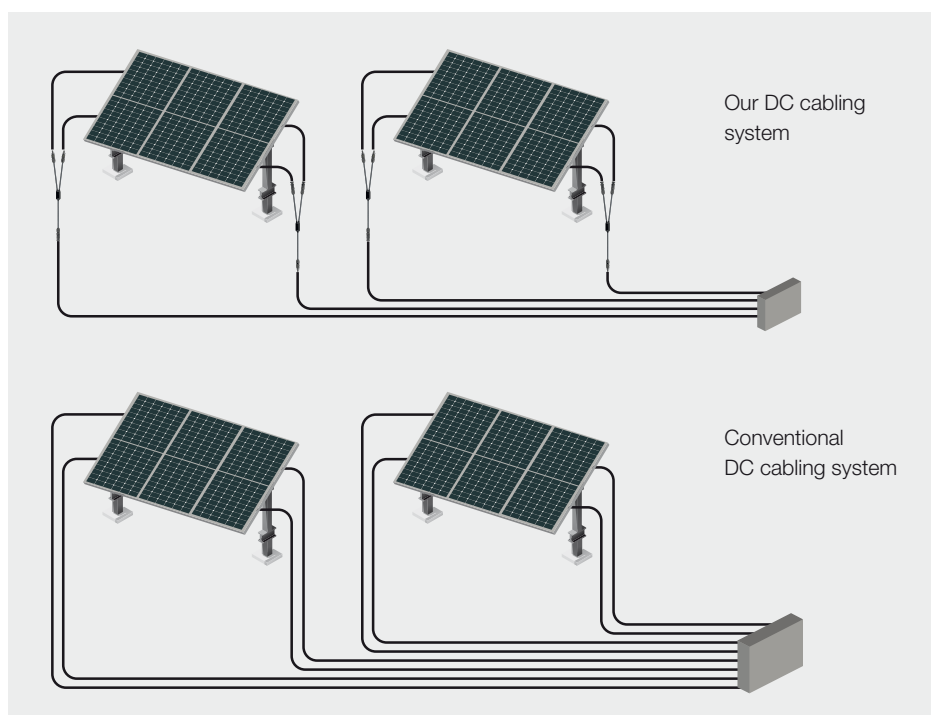
The unique manufacturing process through vulcanization ensures permanent highest

protection against ingress and will provide best-in-class performance even under harsh climatic conditions.

Worldwide unique vulcanization process



Less material use and short assembly time



Product features and your benefits

Product features and advantages

Customer benefits

<p>Enclosure concept and design (Vulcanization Process)</p>	<p>Best-in-class product reliability</p> <ul style="list-style-type: none"> • Product lifetime expectancy • Insulation performance • Harsh environment compliant 	
<p>Certified product safety</p>	<p>Product trust in safety and reliability</p> <ul style="list-style-type: none"> • Meeting relevant industry standards (2PfG 1911, 2PfG 2380) • Verified by independent third party 	
<p>Track record</p>	<p>Proven long-term reliability</p> <ul style="list-style-type: none"> • Installed base (>4 GW) • Systems operating in harsh environment and conditions 	
<p>Original MC4-Evo 2 connectors</p>	<p>Best-in-class connector technology</p> <ul style="list-style-type: none"> • More reliable and durable operation • Less downtimes and performance losses 	

Solution features and advantages

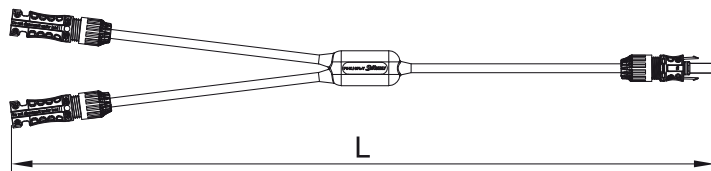
Customer benefits

<p>Lower total cost of ownership</p>	<p>Cost savings compared to conventional DC cabling design</p> <ul style="list-style-type: none"> • Less material and components used (optimized CAPEX) • Insensitivity due to fewer components and maintenance (optimized OPEX) 	
<p>Plug and play</p>	<p>Time and cost savings compared to field assembly</p> <ul style="list-style-type: none"> • Ready-to-use product design with connector assembly • Reducing potential failure risks due to incorrect installation 	
<p>Stäubli Excellence</p>	<p>Well acknowledged Stäubli quality</p> <ul style="list-style-type: none"> • Trustworthy product and solution source • Controlled supply chain with state-of-the-art quality components 	
<p>Engineered in Europe and sustainable manufactured</p>	<p>Meeting state-of-the-art ESG requirements</p> <ul style="list-style-type: none"> • Highest product quality • Sustainable supply chain and low carbon footprint 	

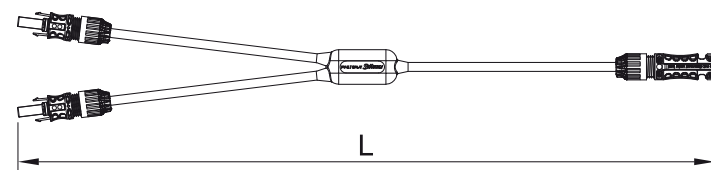
Y-SPLITTER

MC4-Evo 2 Y-Splitter (PV-K/SPL-Y)

PV-K/SPL-Y...ES...



PV-K/SPL-Y...EP...



Technical data	
Connector system	MC4-Evo 2
Voltage rating	DC 1500 V
Test voltage	8 kV
Safety class	II
Overvoltage category Pollution degree	CATIII/3
Mating connectors, only genuine Stäubli connectors shall be used!	Original MC4 cable coupler and panel receptacle Original MC4-Evo 2 cable coupler and panel receptacle
Ambient temperature range	-40 °C ... +85 °C
Transportation/storage temperature range	-30 °C ... +60 °C
Transportation/storage relative humidity	< 70 %
Degree of Protection (IP), mated unmated	IP65/IP68 (1 m, 1 h) IP2X
Insulation material	PA, EVA, XLPE
Contact material	Copper, tin plated
Max. contact resistance of the connector	< 0,25 mΩ
Certified according to TUV Rheinland 2PfG 1911	pending

The MC4-Evo 2 Y-Splitter is TÜV Rheinland certified and guarantees a long-lasting, stable connection within a PV DC string: Minimal energy loss, low heat generation. Ro-

bust housing, safety class IP68 (1 m, 1 h).
Cable cross-section 6 mm².

Order No.	Type	TÜV (2PFG 1911)		Lead length L (cm)	Connector system	Input Connector	Output Connector	Approvals
		DC V	A					
32.0333	PV-K/SPL-Y-6-15/15-15EPP/ES-0050	1500	53	50	MC4-Evo 2	Plug (2 x)	Socket (1 x)	×
32.0334	PV-K/SPL-Y-6-15/15-15ESS/EP-0050	1500	53	50	MC4-Evo 2	Socket (2 x)	Plug (1 x)	×



Assembly instructions MA706

www.staubli.com/electrical

IN-LINE-FUSE

MC4-Evo 2 In-Line-Fuse (PV-K/ILF3)

PV-K/ILF3...



Technical data	
Connector system	MC4-Evo 2
Voltage rating	DC 1500 V
Test voltage	8 kV
Safety class	II
Overvoltage category Pollution degree	CATIII/3
Mating connectors, only genuine Stäubli connectors shall be used!	Original MC4 cable coupler and panel receptacle Original MC4-Evo 2 cable coupler and panel receptacle
Rated current gPV	4 A 5 A 6 A 15 A 20 A
Ambient temperature range	-40 °C ... +50 °C
Transportation/storage temperature range	-30 °C ... +50 °C
Transportation/storage relative humidity	< 70 %
Degree of Protection (IP), mated unmated	IP65/IP68 (1 m, 1 h) IP2X
Insulation material	PA, EVA, XLPE
Contact material	Copper, tin plated
Max. contact resistance of the connector	< 0,25 mΩ
Certified according to TÜV Rheinland 2PFG 2380	pending

The MC4-Evo 2 In-Line-Fuse (PV-K/ILF3) with a crimping connection guarantees a long-lasting, stable connection in comparison to conventional omega-style clips: Minimal energy loss, low heat generation. Ro-

bust housing, safety class IP68 (1 m, 1 h). Cable cross-section 6 mm².

Order No.	Type	TÜV (2PFG 2380)		Lead length L (cm)	Connector system	Approvals TÜV
		DC V	A			
32.0326	PV-K/1500ILF3-4/6E-0059	1500	4	59	MC4-Evo 2	×
32.0327	PV-K/1500ILF3-5/6E-0059	1500	5	59	MC4-Evo 2	×
32.0328	PV-K/1500ILF3-6/6E-0059	1500	6	59	MC4-Evo 2	×
32.0329	PV-K/1500ILF3-15/6E-0059	1500	15	59	MC4-Evo 2	×
32.0330	PV-K/1500ILF3-20/6E-0059	1500	20	59	MC4-Evo 2	×

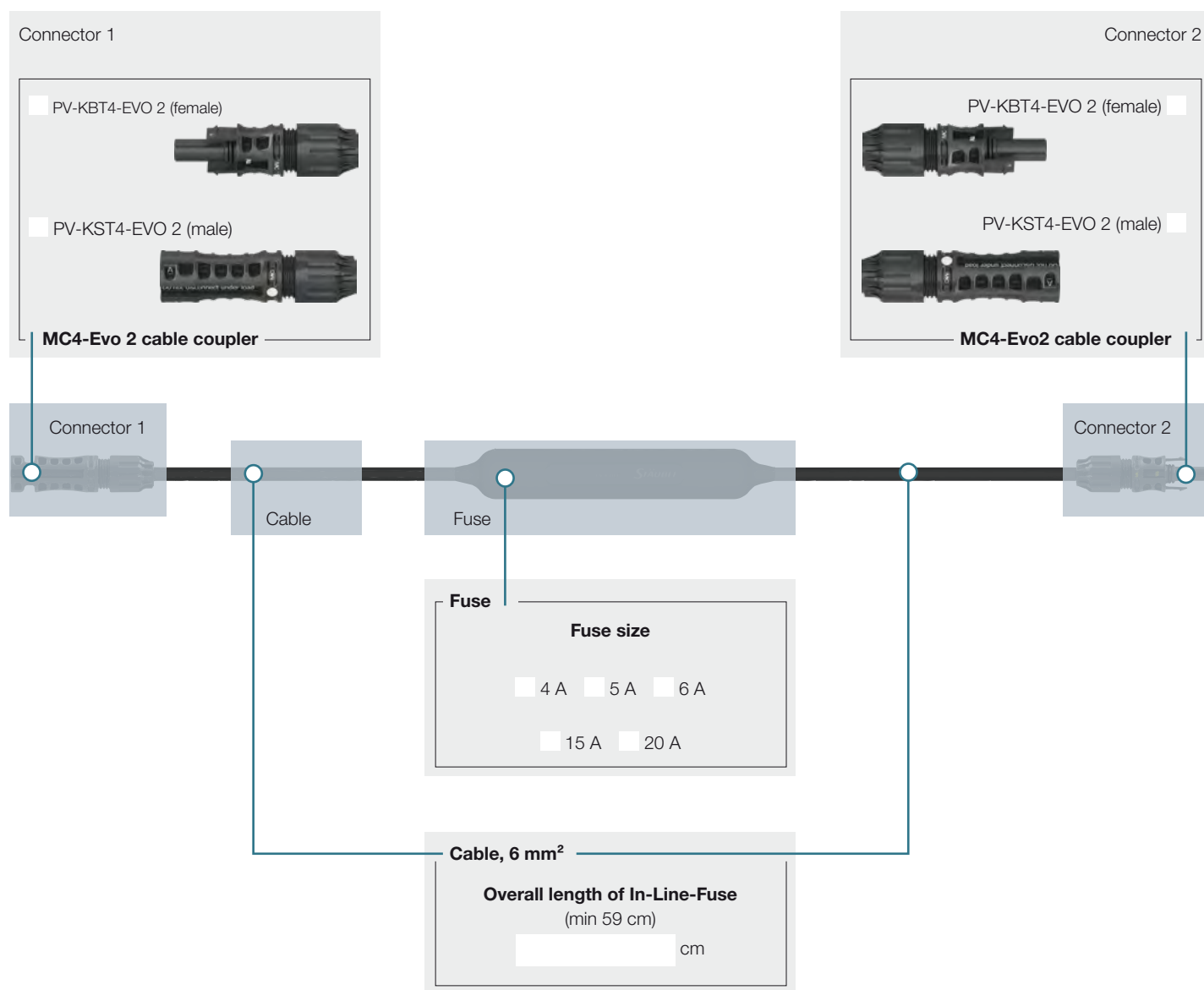


Assembly instructions MA707

www.staubli.com/electrical

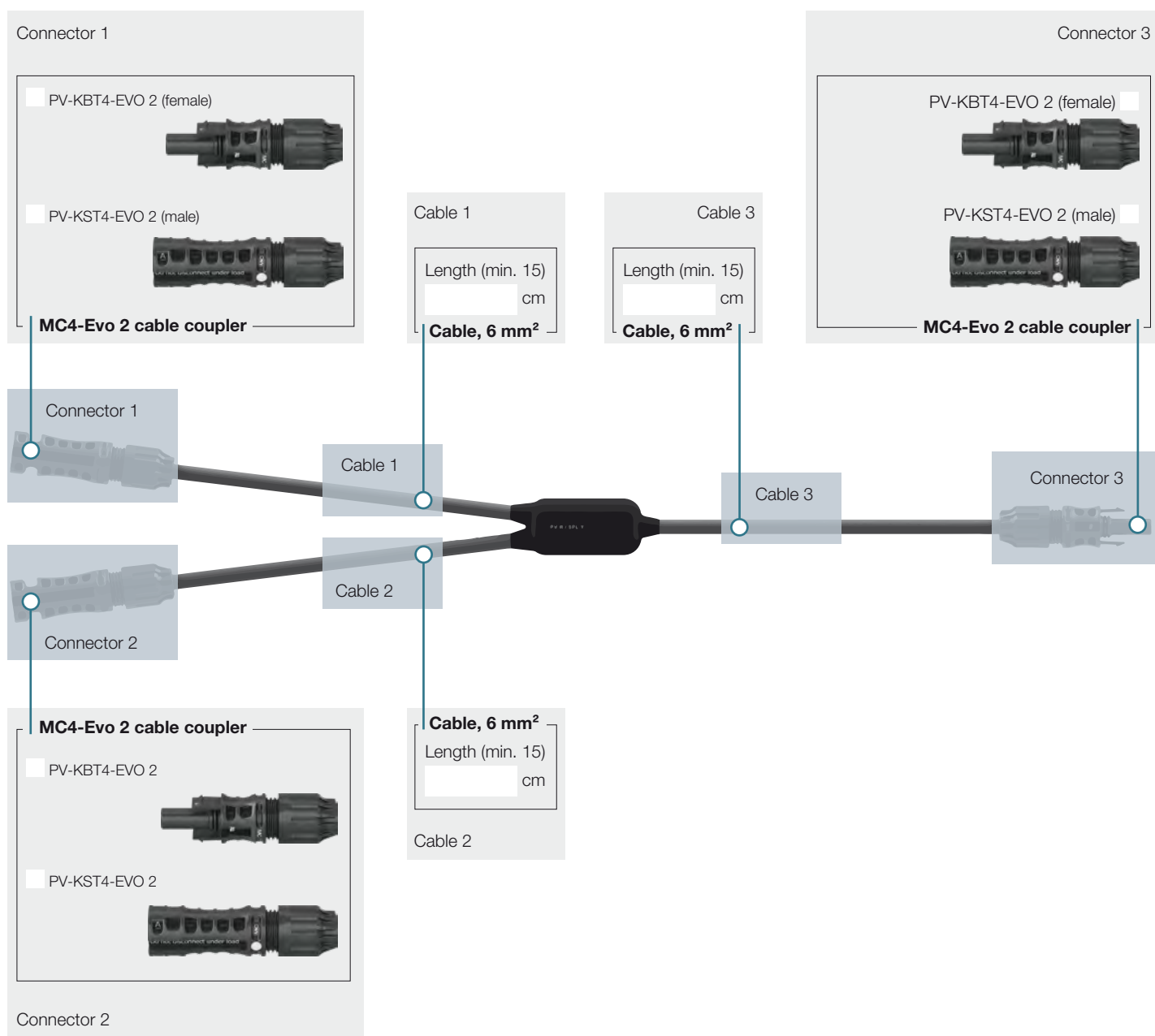
Customer and application specific cable assemblies

MC4-Evo 2 In-Line-Fuse (PV-K/ILF3) according to your request



Please send your request to:
ec.ch@staubli.com

MC4-Evo 2 Y-Splitter (SPL-Y) according to your request




Cable lead according to your request


Connector 1

MC4 cable coupler

PV-KBT4 (female)




PV-KST4 (male)




MC4 panel receptacle

PV-ADBP4-S2 (female)




PV-ADSP4-S2 (male)




MC4-Evo 2 cable coupler

PV-KBT4-EVO 2 (female)




PV-KST4-EVO 2 (male)




MC4-Evo 2 panel receptacle

PV-ADB4-EVO 2 (female)



PV-ADS4-EVO 2 (male)



Cable

Cross section (mm²)

2.5 4 6 10


Overall length of cable lead

cm


Connector 2

MC4 cable coupler

PV-KBT4 (female)




PV-KST4 (male)




MC4 panel receptacle

PV-ADBP4-S2 (female)




PV-ADSP4-S2 (male)




MC4-Evo 2 cable coupler

PV-KBT4-EVO 2 (female)




PV-KST4-EVO 2 (male)





MC4-Evo 2 panel receptacle

PV-ADB4-EVO 2 (female)




PV-ADS4-EVO 2 (male)






Connector 1



Cable



Connector 2

Please send your request to:
ec.ch@staubli.com



● Staubli Units ○ Representatives/Agents

Global presence of the Staubli Group

www.staubli.com